

AN INTEGRATED FAITH-BASED STUDY OF THE UNITED STATES OF AMERICA

# MISSION: LASTING LIBERTY

TEACHER'S GUIDE



half-a-hundred  
ACRE WOOD

BRANDY FERRELL

# Sample

© 2020 Brandy Ferrell. www.halfahundredacrewood.com

Maps created using DigitalGlobe.com and used by permission.

Maps edited and customized by Brandy Ferrell

*Mission: Lasting Liberty* Maps may be used with Audio Memory States & Capitals Songs by Larry & Kathy Troxel.

All Rights Reserved.

Reproduction for commercial use, or for use by a class, school, or school system is strictly prohibited. No part of this publication may be reproduced or transmitted in any form or by any means - graphic, electronic, or mechanical, including photocopying or storage or transmittal through any information or retrieval systems such as the World Wide Web or e-mail - without written permission from the author. Not for redistribution. For permission to reproduce this material or to use for any other purpose, please contact Half-a-Hundred Acre Wood.

The purchaser of this book is granted limited permission to photocopy the planner pages and appendix for immediate family use only.

Scripture taken from the New King James Version®. Copyright © 1982 by Thomas Nelson. Used by permission. All rights reserved.

Half-a-Hundred Acre Wood  
P.O. Box 20 • Riddleton, TN 37151

ISBN: 978-1-948078-13-9 (Digital)

Visit our website! [www.halfahundredacrewood.com](http://www.halfahundredacrewood.com)

## Table of Contents

Introduction .....	4
Preparation Checklist .....	11
<i>Mission: Lasting Liberty</i> Year-at-a-Glance.....	13
Unit 1 (Ancient America to the American Revolution) .....	14
Unit 2 (A New Nation to the Gold Rush) .....	28
Unit 3 (Civil War to the Wild West) .....	40
Unit 4 (Industrial Age to the Industrial Revolution) .....	52
Unit 5 (The Early 1900s to the Moon) .....	66
Unit 6 (The Civil Rights Movement to Modern Times) .....	78
Appendix .....	91
Biography Timeline Template .....	92
Original 13 Colonies Map (Volume 1 Chapter 1) .....	94
French & Indian War Map (Volume 1 Chapter 1) .....	95
American Revolution Timeline (Volume 1 Chapter 14) .....	96
Louisiana Purchase Geo Scavenger Hunt (Volume 1 Chapter 19).....	98
Great Journey West - Supplies (Volume 1 Chapter 26).....	100
Gettysburg Address (Volume 2 Chapter 5).....	101
What Else Was Happening? Timeline (Volume 2 Chapter 11).....	102
My Family Tree (Volume 2 Chapter 22).....	103
Poetry.....	104
Make Your Own Human Body Diagram (Unit 3 Week 6; Lesson 34).....	111
Middle School Science: Anatomy Journal Entry Example.....	112
Middle School Science: Lab Entry Example.....	113
Booklists.....	114
<i>Mission: Lasting Liberty</i> Map Packet.....	128
<i>Mission: Lasting Liberty</i> Year At-a-Glance.....	144

For families who participate in a weekly community or co-op, this plan is scheduled using a 4-day week. For families who do not participate in a homeschool community/co-op day, this leaves an extra day each week to shift activities or catch up if needed.

The geography, history, science, and fine arts readings in this plan are scheduled to take a total of approximately 1 hour each day but may extend beyond this timeframe depending on the amount of discussion involved. When possible, history and science readings are scheduled on alternate days. Science activities (experiments, worksheets, projects, or quizzes), art projects, and/or journal entries will extend this time by approximately 30 minutes. You may also opt to include additional activities, worksheets, or notebooking pages for history or geography, which will extend the lessons accordingly. We suggest completing the readings during a designated morning time and the read-alouds in the afternoon or evening, but feel free to adjust these times to fit the schedule around your family's needs and preferences.

Unit 1 - Week 1: Ancient Americans & Vikings					
Geography, History, Science, and Fine Arts Schedule					
Day 1	Day 2	Day 3	Day 4	Day 5	
<b>Bible Readings:</b> Genesis 1:1-5 Genesis 2:1-3 Genesis 2:4-25 Genesis 3:1-22	Genesis 1:6-11 Genesis 1:12-19 Genesis 1:20-25 Genesis 2:6-15 Genesis 2:16-17 Genesis 3:23-24	Genesis 1:26-31 Genesis 2:18-23 Genesis 3:14-15 Genesis 3:16-17 Genesis 3:18-19 Genesis 3:20-21	Genesis 1:1-5 Genesis 2:1-3 Genesis 2:4-25 Genesis 3:1-22	Genesis 1:6-11 Genesis 1:12-19 Genesis 1:20-25 Genesis 2:6-15 Genesis 2:16-17 Genesis 3:23-24	
<b>Geography - Map Practice</b>	Lesson 1: Track 45 Lesson 2: Track 45 Lesson 3: Track 45 Lesson 4: Track 45 Lesson 5: Track 45 Lesson 6: Track 45 Lesson 7: Track 45 Lesson 8: Track 45 Lesson 9: Track 45 Lesson 10: Track 45	Lesson 1: Track 45 Lesson 2: Track 45 Lesson 3: Track 45 Lesson 4: Track 45 Lesson 5: Track 45 Lesson 6: Track 45 Lesson 7: Track 45 Lesson 8: Track 45 Lesson 9: Track 45 Lesson 10: Track 45	Lesson 1: Track 45 Lesson 2: Track 45 Lesson 3: Track 45 Lesson 4: Track 45 Lesson 5: Track 45 Lesson 6: Track 45 Lesson 7: Track 45 Lesson 8: Track 45 Lesson 9: Track 45 Lesson 10: Track 45	Lesson 1: Track 45 Lesson 2: Track 45 Lesson 3: Track 45 Lesson 4: Track 45 Lesson 5: Track 45 Lesson 6: Track 45 Lesson 7: Track 45 Lesson 8: Track 45 Lesson 9: Track 45 Lesson 10: Track 45	
<b>History: American Story</b>	Volume 1: Chapter 1 Volume 1: Chapter 2 Volume 1: Chapter 3 Volume 1: Chapter 4 Volume 1: Chapter 5 Volume 1: Chapter 6 Volume 1: Chapter 7 Volume 1: Chapter 8 Volume 1: Chapter 9 Volume 1: Chapter 10	Volume 1: Chapter 1 Volume 1: Chapter 2 Volume 1: Chapter 3 Volume 1: Chapter 4 Volume 1: Chapter 5 Volume 1: Chapter 6 Volume 1: Chapter 7 Volume 1: Chapter 8 Volume 1: Chapter 9 Volume 1: Chapter 10	Volume 1: Chapter 1 Volume 1: Chapter 2 Volume 1: Chapter 3 Volume 1: Chapter 4 Volume 1: Chapter 5 Volume 1: Chapter 6 Volume 1: Chapter 7 Volume 1: Chapter 8 Volume 1: Chapter 9 Volume 1: Chapter 10	Volume 1: Chapter 1 Volume 1: Chapter 2 Volume 1: Chapter 3 Volume 1: Chapter 4 Volume 1: Chapter 5 Volume 1: Chapter 6 Volume 1: Chapter 7 Volume 1: Chapter 8 Volume 1: Chapter 9 Volume 1: Chapter 10	
<b>Geography Readings &amp; Activities</b>	Chapter 1: Track 45 Chapter 2: Track 45 Chapter 3: Track 45 Chapter 4: Track 45 Chapter 5: Track 45 Chapter 6: Track 45 Chapter 7: Track 45 Chapter 8: Track 45 Chapter 9: Track 45 Chapter 10: Track 45	Chapter 1: Track 45 Chapter 2: Track 45 Chapter 3: Track 45 Chapter 4: Track 45 Chapter 5: Track 45 Chapter 6: Track 45 Chapter 7: Track 45 Chapter 8: Track 45 Chapter 9: Track 45 Chapter 10: Track 45	Chapter 1: Track 45 Chapter 2: Track 45 Chapter 3: Track 45 Chapter 4: Track 45 Chapter 5: Track 45 Chapter 6: Track 45 Chapter 7: Track 45 Chapter 8: Track 45 Chapter 9: Track 45 Chapter 10: Track 45	Chapter 1: Track 45 Chapter 2: Track 45 Chapter 3: Track 45 Chapter 4: Track 45 Chapter 5: Track 45 Chapter 6: Track 45 Chapter 7: Track 45 Chapter 8: Track 45 Chapter 9: Track 45 Chapter 10: Track 45	
<b>Art &amp; Drawing</b>	Unit 1: Lesson 1 Unit 1: Lesson 2 Unit 1: Lesson 3 Unit 1: Lesson 4 Unit 1: Lesson 5 Unit 1: Lesson 6 Unit 1: Lesson 7 Unit 1: Lesson 8 Unit 1: Lesson 9 Unit 1: Lesson 10	Unit 1: Lesson 1 Unit 1: Lesson 2 Unit 1: Lesson 3 Unit 1: Lesson 4 Unit 1: Lesson 5 Unit 1: Lesson 6 Unit 1: Lesson 7 Unit 1: Lesson 8 Unit 1: Lesson 9 Unit 1: Lesson 10	Unit 1: Lesson 1 Unit 1: Lesson 2 Unit 1: Lesson 3 Unit 1: Lesson 4 Unit 1: Lesson 5 Unit 1: Lesson 6 Unit 1: Lesson 7 Unit 1: Lesson 8 Unit 1: Lesson 9 Unit 1: Lesson 10	Unit 1: Lesson 1 Unit 1: Lesson 2 Unit 1: Lesson 3 Unit 1: Lesson 4 Unit 1: Lesson 5 Unit 1: Lesson 6 Unit 1: Lesson 7 Unit 1: Lesson 8 Unit 1: Lesson 9 Unit 1: Lesson 10	Unit 1: Lesson 1 Unit 1: Lesson 2 Unit 1: Lesson 3 Unit 1: Lesson 4 Unit 1: Lesson 5 Unit 1: Lesson 6 Unit 1: Lesson 7 Unit 1: Lesson 8 Unit 1: Lesson 9 Unit 1: Lesson 10
<b>Orchestra, U.S. Presidents &amp; Poetry</b>	Orchestra: Lesson 1 Orchestra: Lesson 2 Orchestra: Lesson 3 Orchestra: Lesson 4 Orchestra: Lesson 5 Orchestra: Lesson 6 Orchestra: Lesson 7 Orchestra: Lesson 8 Orchestra: Lesson 9 Orchestra: Lesson 10	Orchestra: Lesson 1 Orchestra: Lesson 2 Orchestra: Lesson 3 Orchestra: Lesson 4 Orchestra: Lesson 5 Orchestra: Lesson 6 Orchestra: Lesson 7 Orchestra: Lesson 8 Orchestra: Lesson 9 Orchestra: Lesson 10	Orchestra: Lesson 1 Orchestra: Lesson 2 Orchestra: Lesson 3 Orchestra: Lesson 4 Orchestra: Lesson 5 Orchestra: Lesson 6 Orchestra: Lesson 7 Orchestra: Lesson 8 Orchestra: Lesson 9 Orchestra: Lesson 10	Orchestra: Lesson 1 Orchestra: Lesson 2 Orchestra: Lesson 3 Orchestra: Lesson 4 Orchestra: Lesson 5 Orchestra: Lesson 6 Orchestra: Lesson 7 Orchestra: Lesson 8 Orchestra: Lesson 9 Orchestra: Lesson 10	Orchestra: Lesson 1 Orchestra: Lesson 2 Orchestra: Lesson 3 Orchestra: Lesson 4 Orchestra: Lesson 5 Orchestra: Lesson 6 Orchestra: Lesson 7 Orchestra: Lesson 8 Orchestra: Lesson 9 Orchestra: Lesson 10
<b>Read Aloud</b>	William Bradford: Chapter 1 William Bradford: Chapter 2 William Bradford: Chapter 3 William Bradford: Chapter 4 William Bradford: Chapter 5 William Bradford: Chapter 6 William Bradford: Chapter 7 William Bradford: Chapter 8 William Bradford: Chapter 9 William Bradford: Chapter 10	William Bradford: Chapter 1 William Bradford: Chapter 2 William Bradford: Chapter 3 William Bradford: Chapter 4 William Bradford: Chapter 5 William Bradford: Chapter 6 William Bradford: Chapter 7 William Bradford: Chapter 8 William Bradford: Chapter 9 William Bradford: Chapter 10	William Bradford: Chapter 1 William Bradford: Chapter 2 William Bradford: Chapter 3 William Bradford: Chapter 4 William Bradford: Chapter 5 William Bradford: Chapter 6 William Bradford: Chapter 7 William Bradford: Chapter 8 William Bradford: Chapter 9 William Bradford: Chapter 10	William Bradford: Chapter 1 William Bradford: Chapter 2 William Bradford: Chapter 3 William Bradford: Chapter 4 William Bradford: Chapter 5 William Bradford: Chapter 6 William Bradford: Chapter 7 William Bradford: Chapter 8 William Bradford: Chapter 9 William Bradford: Chapter 10	William Bradford: Chapter 1 William Bradford: Chapter 2 William Bradford: Chapter 3 William Bradford: Chapter 4 William Bradford: Chapter 5 William Bradford: Chapter 6 William Bradford: Chapter 7 William Bradford: Chapter 8 William Bradford: Chapter 9 William Bradford: Chapter 10
<b>Geography Study</b>	Lesson 1: Track 45 Lesson 2: Track 45 Lesson 3: Track 45 Lesson 4: Track 45 Lesson 5: Track 45 Lesson 6: Track 45 Lesson 7: Track 45 Lesson 8: Track 45 Lesson 9: Track 45 Lesson 10: Track 45	Lesson 1: Track 45 Lesson 2: Track 45 Lesson 3: Track 45 Lesson 4: Track 45 Lesson 5: Track 45 Lesson 6: Track 45 Lesson 7: Track 45 Lesson 8: Track 45 Lesson 9: Track 45 Lesson 10: Track 45	Lesson 1: Track 45 Lesson 2: Track 45 Lesson 3: Track 45 Lesson 4: Track 45 Lesson 5: Track 45 Lesson 6: Track 45 Lesson 7: Track 45 Lesson 8: Track 45 Lesson 9: Track 45 Lesson 10: Track 45	Lesson 1: Track 45 Lesson 2: Track 45 Lesson 3: Track 45 Lesson 4: Track 45 Lesson 5: Track 45 Lesson 6: Track 45 Lesson 7: Track 45 Lesson 8: Track 45 Lesson 9: Track 45 Lesson 10: Track 45	Lesson 1: Track 45 Lesson 2: Track 45 Lesson 3: Track 45 Lesson 4: Track 45 Lesson 5: Track 45 Lesson 6: Track 45 Lesson 7: Track 45 Lesson 8: Track 45 Lesson 9: Track 45 Lesson 10: Track 45
<b>History Portfolio</b>	Lesson 1: Track 45 Lesson 2: Track 45 Lesson 3: Track 45 Lesson 4: Track 45 Lesson 5: Track 45 Lesson 6: Track 45 Lesson 7: Track 45 Lesson 8: Track 45 Lesson 9: Track 45 Lesson 10: Track 45	Lesson 1: Track 45 Lesson 2: Track 45 Lesson 3: Track 45 Lesson 4: Track 45 Lesson 5: Track 45 Lesson 6: Track 45 Lesson 7: Track 45 Lesson 8: Track 45 Lesson 9: Track 45 Lesson 10: Track 45	Lesson 1: Track 45 Lesson 2: Track 45 Lesson 3: Track 45 Lesson 4: Track 45 Lesson 5: Track 45 Lesson 6: Track 45 Lesson 7: Track 45 Lesson 8: Track 45 Lesson 9: Track 45 Lesson 10: Track 45	Lesson 1: Track 45 Lesson 2: Track 45 Lesson 3: Track 45 Lesson 4: Track 45 Lesson 5: Track 45 Lesson 6: Track 45 Lesson 7: Track 45 Lesson 8: Track 45 Lesson 9: Track 45 Lesson 10: Track 45	Lesson 1: Track 45 Lesson 2: Track 45 Lesson 3: Track 45 Lesson 4: Track 45 Lesson 5: Track 45 Lesson 6: Track 45 Lesson 7: Track 45 Lesson 8: Track 45 Lesson 9: Track 45 Lesson 10: Track 45
<b>Wide-School Science</b>	Lesson 1: Track 45 Lesson 2: Track 45 Lesson 3: Track 45 Lesson 4: Track 45 Lesson 5: Track 45 Lesson 6: Track 45 Lesson 7: Track 45 Lesson 8: Track 45 Lesson 9: Track 45 Lesson 10: Track 45	Lesson 1: Track 45 Lesson 2: Track 45 Lesson 3: Track 45 Lesson 4: Track 45 Lesson 5: Track 45 Lesson 6: Track 45 Lesson 7: Track 45 Lesson 8: Track 45 Lesson 9: Track 45 Lesson 10: Track 45	Lesson 1: Track 45 Lesson 2: Track 45 Lesson 3: Track 45 Lesson 4: Track 45 Lesson 5: Track 45 Lesson 6: Track 45 Lesson 7: Track 45 Lesson 8: Track 45 Lesson 9: Track 45 Lesson 10: Track 45	Lesson 1: Track 45 Lesson 2: Track 45 Lesson 3: Track 45 Lesson 4: Track 45 Lesson 5: Track 45 Lesson 6: Track 45 Lesson 7: Track 45 Lesson 8: Track 45 Lesson 9: Track 45 Lesson 10: Track 45	Lesson 1: Track 45 Lesson 2: Track 45 Lesson 3: Track 45 Lesson 4: Track 45 Lesson 5: Track 45 Lesson 6: Track 45 Lesson 7: Track 45 Lesson 8: Track 45 Lesson 9: Track 45 Lesson 10: Track 45

### Example Schedule

Below is an example of just one way you might set up your daily schedule for grades K-6.

<b>Before Breakfast</b> (7:00 AM - 7:30 AM)	Morning walk/exercise
<b>During Breakfast</b> (7:30 AM - 8:00 AM)	Bible reading/devotion, hymns and prayer (15 minutes) Memory work practice (15 minutes)
<b>Block 1</b> (8 AM - 9 AM)	Morning Time: <ul style="list-style-type: none"> <li>Map practice with geography audio (5-10 minutes)</li> <li>History or science reading (15-30 minutes)</li> <li>Art/Drawing (15-30 minutes)</li> <li>Geography readings or activities (15 minutes)</li> <li>Composer/Orchestra, Poetry, or Presidents (10 minutes)</li> </ul>
<b>Block 2</b> (9 AM - 10 AM)	Math
<b>Block 3</b> (10 AM - 11 AM)	Phonics/Spelling and/or Reading Instruction Copywork
<b>Block 4</b> (11 AM - 12 PM)	Other Language Arts (English Grammar/Latin & Writing)
<b>Lunch</b>	
<b>Block 5</b> (1 PM - 3 PM)	Independent reading & exploration Art, history, or science/nature study activities (30-60 minutes)
<b>Afternoon or After Supper</b>	Family read aloud (15-20 minutes)

Above all else, remember that homeschooling is about relationships, not curriculum. It is important to realize that life may interrupt even the best well-made plans. Do not let the curriculum be your master. Use it as a tool to enrich your family's lives. **Take the pieces that allow you to enjoy a restful learning experience as you discover more about God's handiwork all around us - across our nation and throughout history. Feel free to set aside anything that does not work well for your family!**

## Bible, Hymns, & Prayer

**Scripture.** As parents, the most important study we can embark upon with our children is a study of God's Word. In an effort to establish a family habit of reading through the Bible with our children, we've provided scripture readings (the Book of John, 1 John, Philippians, Ephesians, the Sermon on the Mount, some chapters from Proverbs, and some select scriptures) with suggested scripture memory work. As you read through these scriptures, you may want to have your family take turns reading, pausing to reflect upon or discuss particular verses. Also attempt to memorize scriptures by saying them together daily, or you can use the scriptures as copywork or as a studied dictation exercise. For details on copywork, dictation, and narration, visit the article: <http://www.halfahundredacrewood.com/copywork-dictation-narration/>. Refer to the scripture memory song playlist on the supplemental resources webpage for songs to assist with memorization. Feel free to scale back on the number of scriptures memorized this year, or substitute a different Bible reading plan or scripture memory program if you've already established this habit in your family.

**Hymns.** After students are introduced to new hymns, a new hymn daily playlist is included on the *Mission: Lasting Liberty* password-protected webpage. Attempt to memorize the words as a family by listening to throughout the week. Students can also use the hymn as copywork or as a dictation exercise. Two or three hymns are introduced each six-week period. You can divide the hymn into one stanza per week or just listen to the complete song daily. Also note that we have specified when to read the accompanying hymn story from *Then Sings My Soul* so that those readings better correspond with the history readings.

**Prayer.** Pray together as a family. Pray words of thanksgiving, pray that God helps you to apply the scriptures you read, pray over your school days, share prayer requests with each other. You can even record prayers in a prayer journal to keep track of when and how God answers your prayers.

## Memory Work

Some skills to develop during the early elementary years include naming, storytelling, and memorizing. The skills of naming and storytelling play out naturally through science and narration. During the early stages of learning, children also have a natural propensity towards memorization. If you are not using a curriculum that provides memory work, select some key concepts to memorize. You may choose to memorize Bible verses, hymns, poetry, speeches, passages and/or quotes from literature, or basic facts from science or history. This curriculum provides geography, hymn study, and scripture memory work, but feel free to add other memory work you deem appropriate. A memory work review plan/schedule is included as a free download on the *Mission: Lasting Liberty* Supplemental Resources webpage. (See p. 4).

## Geography/Map Practice

Even though this study focuses on U.S. Geography, it will be important to point out locations on a global level using a world map or globe at certain points in your history readings. Our *Mission:*

## Mission: Lasting Liberty Preparation Checklist

- Read the introduction to this study: “Welcome to *Mission: Lasting Liberty!*” (p. 4-11)
- Read through the “notes” pages for Week 1 and Week 2. These notes include important information that applies throughout the semester.
- Copy or print the *Mission: Lasting Liberty* Map Packet and either laminate or place into page protectors. (A link to a downloadable version of our maps is on our *Mission: Lasting Liberty* supplemental webpage.) Also print the U.S. State Outline Maps PDF for younger students.
- Download the *Child’s Introduction to the Orchestra* audios.
- Copy or print the history activity pages in the appendix of this guide and store in a notebook.
- If desired, laminate the map provided in the Audio Memory States & Capitals Songs packet. (Alternatively, you can color in this map over the course of the year as you read through the *Desk Atlas of the United States*.)
- If you plan to use them, download and print worksheets and quizzes for use with *Human Body* and *Properties of Matter* at the following links and store them in a Science Notebook. Alternatively, use a composition or sketch book as a Science Sketchbook/Journal.  
<https://answersingenesis.org/store/product/gods-design-life-worksheets-and-quizzes-4th-edition/>  
<https://answersingenesis.org/store/product/gods-design-chemistry-ecology-worksheets-quizzes/>
- If desired, set up a Timeline Wall or Timeline Notebook. (See p. 7.)
- Add your own math and language arts plans to the planner pages.
- Science Supplies:** Refer to the Science Master Supply List on p. 43 of the *Human Body Teacher Supplement* and p. 46 of the *Properties of Matter Teacher Supplement* before beginning each semester to make sure you have all the supplies you need to cover ahead of time. Some items may need to be purchased/delivered in advance. Some items may be purchased in bulk.
- Other suggested supplies:** Sketchbook/composition book, or 1” ring binder for science; 8.5” x 11” composition book, or 3-ring binder for history; 1” ring binder for geography; 8.5” x 11” tracing paper for geography; (science, history, and geography may be combined into a single 3-ring binder if preferred); colored pencils; chalk pastels; watercolor pencils; watercolors; tempera paints; plastic tablecloths; paintbrushes; trays or paper plates.

## Mission: Lasting Liberty Package

<p><i>Mission: Lasting Liberty Teacher’s Guide</i></p> <p><b>History</b>  <i>America’s Story Volume 1</i>  <i>America’s Story Volume 2</i>  <i>America’s Story Volume 3</i>  <i>Don’t Know Much about the Presidents</i>  <i>Our Constitution Rocks!</i></p> <p><b>Geography</b>  <i>Desk Atlas of the United States</i>  <i>States &amp; Capitals Audio Memory CD</i>  <i>Draw the USA</i></p> <p><b>Science</b>  <i>God’s Design for Life: The Human Body (Teacher and Student Pack) - 4th Edition</i>  <i>God’s Design for Chemistry &amp; Ecology: Properties of Matter (Teacher and Student Pack) - 4th Edition</i>  <i>Make Your Own Human Bodies template</i></p>	<p><b>Art, Music, &amp; Scripture Memory</b>  <i>Draw Write Now Book 3</i>  <i>Draw Write Now Book 5</i>  <i>A Child’s Introduction to the Orchestra</i>  <i>Then Sings My Soul</i></p> <p><b>Read Alouds</b>  <i>William Bradford: Plymouth’s Rock</i>  <i>Ransom’s Mark: A Story Based on the Life of the Pioneer Olive Oatman</i>  <i>Harriet Tubman: Freedombound</i>  <i>D. L. Moody: Bringing Souls to Christ</i>  <i>George Washington Carver: From Slave to Scientist</i>  <i>Jacob DeShazer: Forgive Your Enemies</i>  <i>Ben Carson: A Chance at Life</i></p> <p>Access to <i>Mission: Lasting Liberty</i> Supplemental Resources Webpage</p>
--	---

# Unit 1 - Week 6: American Revolution

Geography, History, Science, and Fine Arts Schedule					
	Day 1:	Day 2:	Day 3:	Day 4:	Day 5:
Bible Readings, Scripture Memory, and Hymn Study	Read John 7:14-24. Jesus teaches at the feast.	Read John 7:25-52. Jesus continues teaching at the feast.	Review scripture memory.	Review scripture memory.	
	Scripture Memorization: Review John 1:1-14; 4:23-24; 5:24; 6:37				
	Hymn: God Moves in a Mysterious Way				
Geography - Map Practice	Listen to Track #3 Northern Border while pointing to, tracing, or drawing states on Northern states map. Also add Juneau, Alaska.	Listen to Track #3 Northern Border while pointing to, tracing, or drawing states on Northern states map. Also add Juneau, Alaska.	Listen to Track #3 Northern Border while pointing to, tracing, or drawing states on Northern states map. Also add Juneau, Alaska.	Quiz & Review Eastern & Northern Border + Alaska states & capitals on blank USA Map.	
History: America's Story	Volume 1 Chapter 12	Volume 1 Chapter 13	Volume 1 Chapter 14	Volume 1 Chapter 15	
Geography Readings & Activities	Desk Atlas: Rhode Island (p. 90-91) Trace or draw the state of Rhode Island by using the map. Rhode Island was the first colony to separate from England.	Desk Atlas: Delaware (p. 28-29) The year after Paul Revere's famous ride, in the morning, another battle took place. This resulted in the British deciding to move in for independence. (Read about the Battle of Red Bank.) Label Concord, Lexington on your Massachusetts map.	Desk Atlas: New Jersey (p.72-73) Vermont (p.102-103) Trace or draw the state of New Jersey. Label the Delaware River on your map. The location of the Battle of the Clouds, the major battle of the American Revolution. Trace and draw the state of Vermont and label Green Mountains and Lake Champlain.	Desk Atlas: New York (p. 104-105) Label Yorktown on your map. The Battle of the Clouds was a major battle of the American Revolution. The Battle of the Clouds was a major battle of the American Revolution.	
Art & Drawing Connections	Sketch Benjamin Franklin's bifocals using the illustration on p. 115 of <i>America's Story</i> .		Sketch the Liberty Bell using the illustration on p. 137 of <i>America's Story</i> .		
Orchestra, U.S. Presidents & Poetry	Orchestra: Double Bass (p. 48)	Poetry: "Paul Revere's Ride"	Poetry: "Battle of Trenton"		
Science		Human Body Lesson 11		Human Body Lesson 12	
Read Aloud					
Middle School Options					
Constitution Study	Article I Section 3 Clause 4-5 (p. 46-47)		Article I Section 3 Clause 6-7 (p. 48-50)		
History Portfolio	Reminder: At least one weekly portfolio entry with written responses to narration prompts.				
Middle School Science	Test: Draw & label muscular system from memory. Take Unit 2 Quiz.	Define terms from Lesson 11, 12, & 13. Draw/trace & label nervous system (p. 39) and brain (p. 43).	Draw & label nervous system & brain from memory. Look back at diagrams on p. 39 & 43 and finish labeling.	Test: Draw & label brain & nervous system from memory. Challenge - use website and add to your brain diagram.	
Add Math & Language Arts:					

# Unit 1: Week 6 Notes

SCIENCE SUPPLIES NEEDED (HUMAN BODY):	
<ul style="list-style-type: none"><li>• Copy of “Nervous System Coloring Page”</li><li>• Stop watch</li><li>• Ruler</li><li>• Small object such as eraser, pebble, or small toy</li></ul>	<ul style="list-style-type: none"><li>• 3 different colors of modeling clay</li><li>• Anatomy book or website with details about the brain</li></ul>

## Day 1

**Scripture Memory.** Review all previous scripture memory work.

**Middle School Science.** Quiz students on the muscular system - drawing/labeling and definitions. Also take Unit 2 Quiz.

## Day 2

**Poetry.** Read and discuss the poem, “Paul Revere’s Ride” by Henry Wadsworth Longfellow, located in the appendix on p. 106. While “Paul Revere’s Ride” is one of America’s most famous literary masterpieces, it includes historical inaccuracies due to Longfellow’s simplification and re-arrangement of parts of the story to create a more effective poem. Older students may want to read Paul Revere’s account of his famous midnight ride and compare it to Longfellow’s poem. It would be a valuable lesson on using primary source documents. Link to Paul Revere’s letter can be found on the supplemental resource page.

**Science.** Read *Woman Power* and include a worksheet for use with Lesson 1. **System Coloring Page.** **Middle School Science.** Students spend the remainder of this week memorizing the nervous system. (Reference the “Nervous System Coloring Page.”) Continue defining new terms and completing all challenge exercises or research prompts.

## Day 3

**History.** An American Revolution Timeline (mentioned on p. 138 in *America’s Story*) is located in the appendix on p. 96-97. Students have the option to sketch their own drawings for this timeline.

**Geography Readings & Activities.** Vermont was home to the "Green Mountain Boys," a famous militia that helped to capture Ft. Ticonderoga on the southern end of Lake Champlain.

**Poetry.** Read and discuss the poem, “Battle of Trenton” (author unknown), located in the appendix on p. 108.

## Day 4

**Middle School Science.** Quiz students on the nervous system and brain - drawing/labeling and definitions.



# Unit 2 - Week 1: A New Nation

Geography, History, Science, and Fine Arts Schedule					
	Day 1:	Day 2:	Day 3:	Day 4:	Day 5:
Bible Readings, Scripture Memory, and Hymn Study	Introduce hymn and hymn story This Is My Father's World (p. 254-255). Start memorizing John 8:31-32.	John 8:1-11. The adulteress woman.	John 8:12-30. Validity of Jesus' testimony. Start memorizing John 8:12.	John 8:31-47. The truth will set you free.	
	Scripture Memorization: John 8:31-32				
	Hymn: This Is My Father's World				
Geography - Map Practice	Introduce Middle states & capitals on Middle States Map. Listen to Track #7 Middle States twice while pointing to locations on Middle States map.	Listen to Track #7 Middle States while pointing to, tracing, or drawing states on Middle States map.	Listen to Track #7 Middle States while pointing to, tracing, or drawing states on Middle States map.	Quiz Middle states & capitals on blank USA Map. (Use Test Track #8 if desired.)	
History: America's Story	Volume 1 Chapter 16		Volume 1 Chapter 17		
Geography Readings & Activities	You can read again about the "Connecticut compromise" in the Constitution on p. 27 of the Desk Atlas.		Desk Atlas: Washington, D.C. (p. 114-115)		
Art & Drawing Connections			DWN Book 5 draw George Washington (p. 12-13) and/or Mount Vernon (p. 28-29)		
Orchestra, U.S. Presidents & Poetry	Orchestra: Stravinsky (p. 34-35)	Don't Know Much: Introduction (p. 3) The Presidency (p. 4-5)	Don't Know Much: Washington (p. 6-8) Adams (p. 9)		
Science		Human Body Lesson 13		Human Body Lesson 14	
Read Aloud					
Middle School Options					
Constitution Study	Article I Section 4 Clause 1-2 (p. 51-52)		Article I Section 5 Clause 1 (p. 53-54)		
History Portfolio	Reminder: At least one weekly portfolio entry with written responses to narration prompts.				
Middle School Science	Review brain, nervous system, muscular system, and skeletal system.	Define terms from Lesson 14. Draw/trace & label nerve cell (p. 52).	Draw & label nerve cell from memory. Look back at diagram on p. 52 and finish labeling.	Test: Draw & label nerve cell from memory.	
Add Math & Language Arts:					

## Unit 2: Week 1 Notes

SCIENCE SUPPLIES NEEDED (HUMAN BODY):	
<ul style="list-style-type: none"><li>• 6 Index cards</li><li>• 6 different colored markers</li><li>• 2 sharp pencils or 2 toothpicks</li><li>• Blindfold</li></ul>	<ul style="list-style-type: none"><li>• Challenge: Drawing materials</li><li>• Challenge: Research materials on multiple sclerosis</li></ul>

### Day 1

**Scripture Memory & Hymn Study.** A scripture memory song for John 8:31-32 is available on the scripture playlist on the supplemental resources webpage. For today's hymn introduction, read both the words and the hymn story for "This Is My Father's World" and listen to or play the hymn. Attempt to memorize the words as a family by listening to it throughout the week. If needed, you can listen to "This Is My Father's World" using the hymn playlist referenced on the supplemental resources webpage. Continue to listen to and practice the hymns and scripture passages daily. You may also wish to use the hymn or Bible verses as copywork.

**Geography - Map Practice.** Use the Middle States & Capitals map to practice the locations of the current week's states & capitals while listening to the corresponding Audio Memory States & Capitals. You will spend three weeks memorizing the Middle states & capitals.

**History.** You can add the Preamble to your memory work. A link to a video/song is included on the supplemental resources webpage.

**Orchestra.** Russian composer Igor Stravinsky moved to the United States in 1939 after becoming an American citizen. Visit the supplemental resources webpage and click on "Landing Liberty" composer Study Playlist" to listen to additional works by Stravinsky including "The Firebird Suite."

### Day 2

**Presidents.** This week we begin reading selections from *Don't Know Much about the Presidents* as they correspond to the history readings. This book provides interesting details about each U.S. President, which makes them more memorable for young children. For a song to memorize the U.S. Presidents, refer to the supplemental resources webpage.

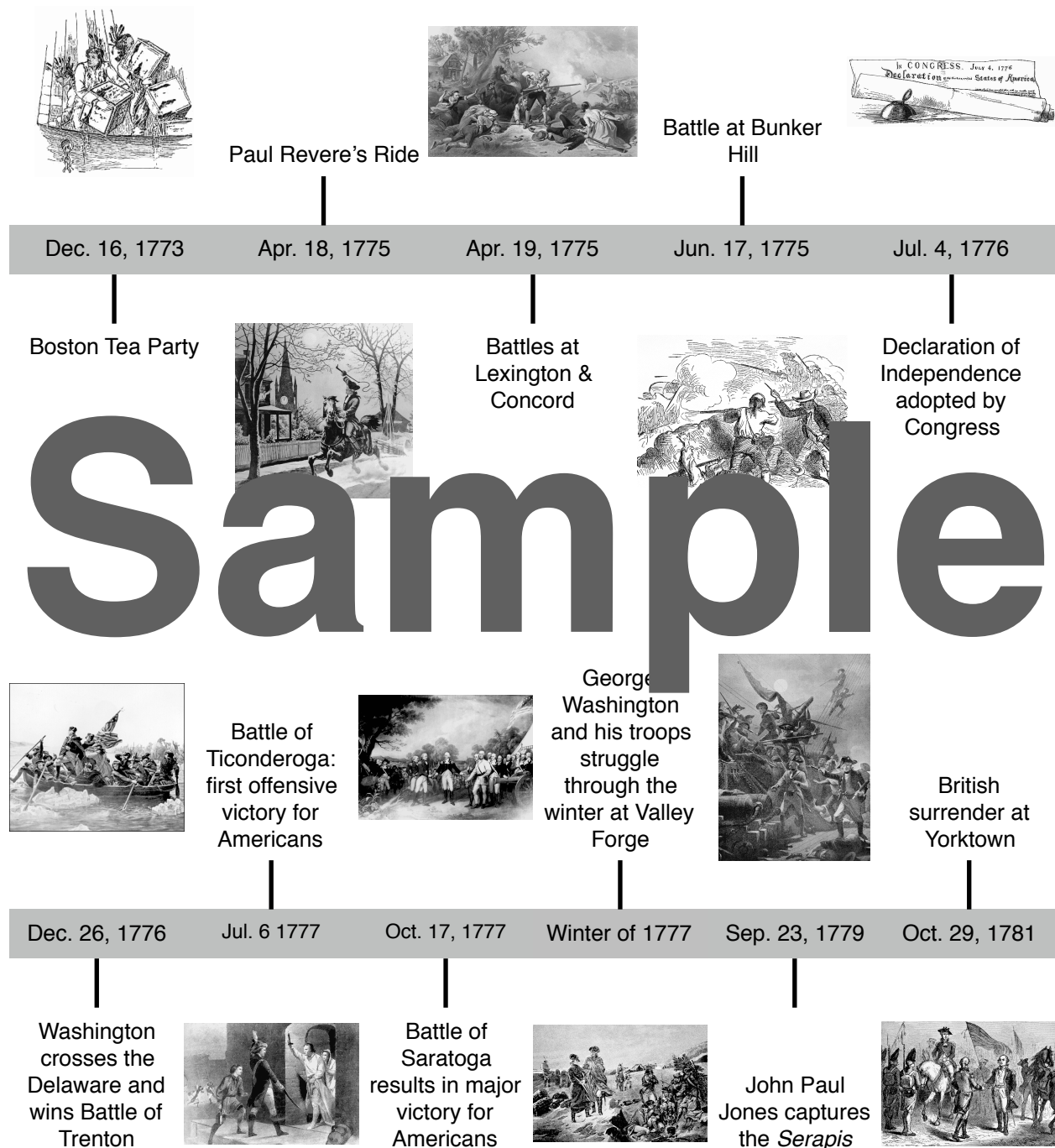
**Middle School Science.** Students will spend this week memorizing the parts of a nerve cell. Continue defining new terms and completing all challenge exercises or research prompts.

### Day 4

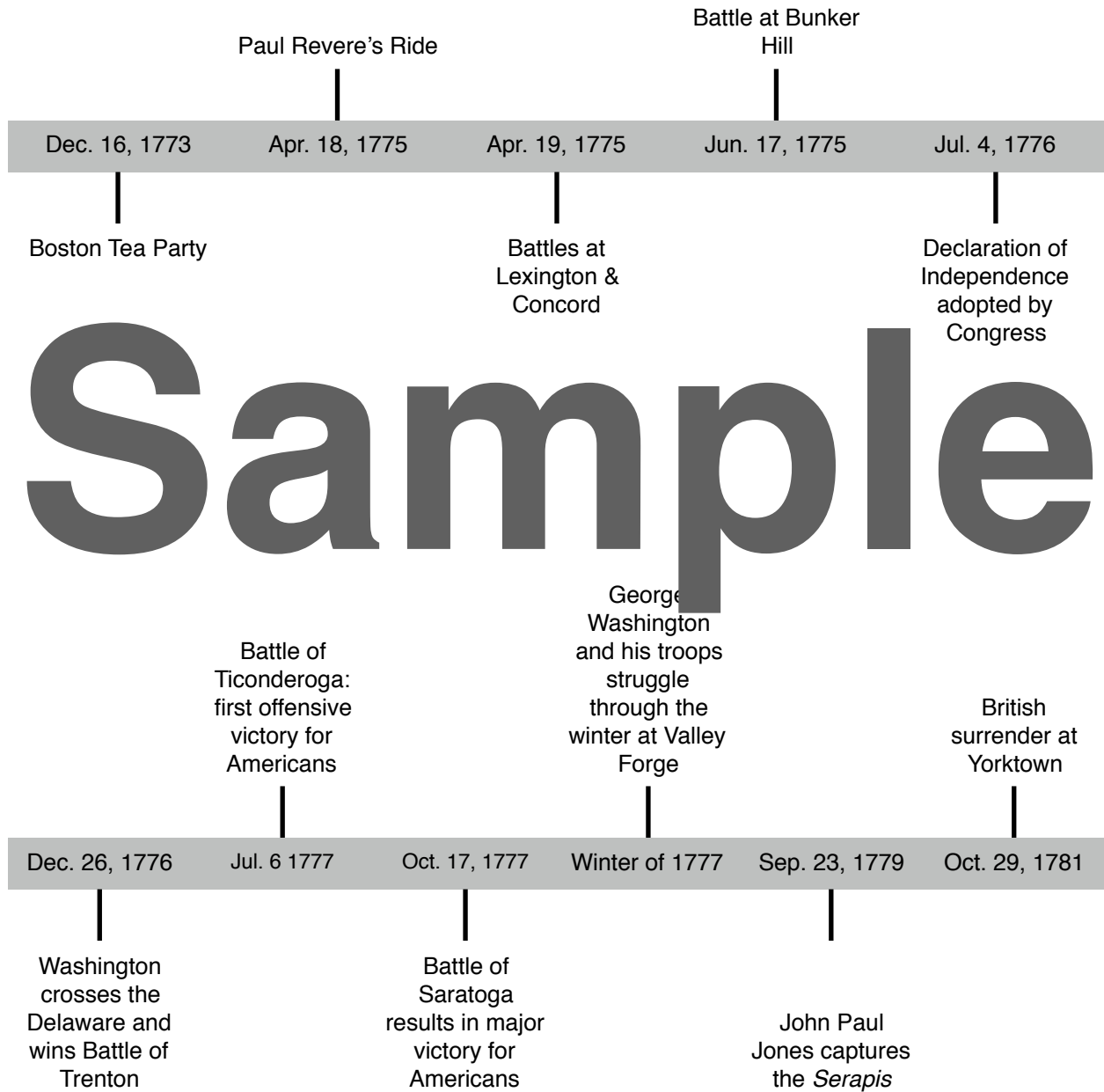
**Middle School Science.** Quiz students on the nerve cell - drawing/labeling and definitions.

# Appendix Sample

# American Revolution Timeline (Volume 1 Chapter 14)



# Draw-Your-Own American Revolution Timeline (Vol 1 Ch 14)



# Sample

## Paul Revere's Ride by Henry Wadsworth Longfellow (Unit 1 Week 6)

Historical note: While "Paul Revere's Ride" is one of America's most famous literary masterpieces, it includes historical inaccuracies due to Longfellow's simplification and re-arrangement of parts of the story to create a more effective poem. It is included here for its literary value.

LISTEN, my children, and you shall hear  
Of the midnight ride of Paul Revere,  
On the eighteenth of April, in Seventy-five;  
Hardly a man is now alive  
Who remembers that famous day and year.  
He said to his friend, "If the British march  
By land or sea from the town to-night,  
Hang a lantern aloft in the belfry arch  
Of the North Church tower as a signal light,—  
One, if by land, and two, if by sea;  
And I on the opposite shore will be,  
Ready to ride and spread the alarm  
Through every Middlesex village and farm,  
For a country folk to be waked to arm.  
Then he said, "Good-night" and with muffled oar  
Silently rowed to the Charlestown shore.  
Just as the moon rose over the bay,  
Where swinging wide at her moorings lay  
The Somerset, British man-of-war;  
A phantom ship, with each mast and spar  
Across the moon like a prison bar,  
And a huge black hulk, that was magnified  
By its own reflection in the tide.

Meanwhile, his friend, through alley and street,  
Wanders and watches with eager ears,  
Till in the silence around him he hears  
The muster of men at the barrack door,  
The sound of arms, and the tramp of feet,  
And the measured tread of the grenadiers,  
Marching down to their boats on the shore.

Then he climbed the tower of the Old North  
Church,  
By the wooden stairs, with stealthy tread,  
To the belfry-chamber overhead,

And startled the pigeons from their perch  
On the sombre rafters, that round him made  
Masses and moving shapes of shade,—  
By the trembling ladder, steep and tall,  
To the highest window in the wall,  
Where he paused to listen and look down  
A moment on the roofs of the town,  
And the moonlight flowing over all.

Beneath, in the churchyard, lay the dead,  
In their night-encampment on the hill,  
Wrapped in silence so deep and still  
That he could hear, like a sentinel's tread,  
The soft step coming from out to us,  
As he seemed to whisper, "All well,  
All men are at the post."  
On the plain and the hour, and the secret tread  
Of the lone belfry and the dead;  
For suddenly all his thoughts are bent  
On a shadowy something far away,  
Where the river widens to meet the bay,—  
A line of black that bends and floats  
On the rising tide, like a bridge of boats.  
Meanwhile, impatient to mount and ride,  
Booted and spurred, with a heavy stride  
On the opposite shore walked Paul Revere.  
Now he patted his horse's side,  
Now gazed at the landscape far and near,  
Then, impetuous, stamped the earth,  
And turned and tightened his saddle-girth;  
But mostly he watched with eager search  
The belfry-tower of the Old North Church,  
As it rose above the graves on the hill,  
Lonely and spectral and sombre and still.  
And lo! as he looks, on the belfry's height  
A glimmer, and then a gleam of light!

He springs to the saddle, the bridle he turns,  
But lingers and gazes, till full on his sight  
A second lamp in the belfry burns!

A hurry of hoofs in a village street,  
A shape in the moonlight, a bulk in the dark,  
And beneath, from the pebbles, in passing, a spark  
Struck out by a steed flying fearless and fleet;  
That was all! And yet, through the gloom and the light,  
The fate of a nation was riding that night;  
And the spark struck out by that steed, in his flight,  
Kindled the land into flame with its heat.

He has left the village and mounted the steep,  
And beneath him, tranquil and broad and deep,  
Is the M... meeting the ocean tides;  
And under the... that skirt its edge,  
No... ft on the sand, ... the ...  
Is heard ... of his steed ... the ride  
It was ... the village clock  
When he crossed the bridge into Medford town.  
He heard the crowing of the cock,  
And the barking of the farmer's dog,  
And felt the damp of the river fog,  
That rises after the sun goes down.

It was one by the village clock,  
When he galloped into Lexington.  
He saw the gilded weathercock  
Swim in the moonlight as he passed,

And the meeting-house windows, blank and bare,  
Gaze at him with a spectral glare,

As if they already stood aghast  
At the bloody work they would look upon.

It was two by the village clock,  
When he came to the bridge in Concord town.  
He heard the bleating of the flock,  
And the twitter of birds among the trees,  
And felt the breath of the morning breeze  
Blowing over the meadows brown.  
And one was safe and asleep in his bed.  
Who at the bridge would be first to fall,  
Who that day would be lying dead,  
Pierced by a British musket-ball.

You know the rest. In the books you have read,  
How the British Regulars fired and fled,—  
How the farmers gave them ... for ball,  
From behind each fence and ...-yard wall.  
...ing to ... down ... land  
The ... the field to ... in  
Under the ... at the ... of the road  
A ... only ... the ... and ... d.

So through the night rode Paul Revere;  
And so through the night went his cry of alarm  
To every Middlesex village and farm,—  
A cry of defiance and not of fear,  
A voice in the darkness, a knock at the door  
And a word that shall echo forevermore!  
For, borne on the night-wind of the Past,  
Through all our history, to the last,  
In the hour of darkness and peril and need,  
The people will waken and listen to hear  
The hurrying hoof-beats of that steed,  
And the midnight message of Paul Revere.

## Battle of Trenton by an unnamed soldier (Unit 1 Week 6)

On Christmas-day in seventy-six,  
Our ragged troops with bayonets fixed,  
For Trenton marched away.  
The Delaware see! the boats below!  
The light obscured by hail and snow!  
But no signs of dismay.

Our object was the Hessian band,  
That dared invade fair freedom's land,  
And quarter in that place.  
Great Washington he led us on,  
Whose streaming flag, in storm or sun,  
Had never known disgrace.

In silent march we passed the night,  
Each soldier pressing for the fight,  
Though quite benumbed with cold,  
Greenwood's light at six began to glow.  
The night was led by Sherman,  
Who with his regiment

The pickets stormed, the alarm was spread,  
The rebels risen from the dead  
Were marching into town.  
Some scampered here, some scampered there,  
And some for action did prepare;  
But soon their arms laid down.

Twelve hundred servile miscreants,  
With all their colors, guns, and tents,  
Were trophies of the day.  
The frolic o'er, the bright canteen  
In center, front, and rear was seen  
Driving fatigue away.

Now brothers of the patriot bands,  
Let's sing deliverance from tyrant hands

## Liberty for All by William Lloyd Garrison (Unit 2 Week 4)

Originally published in the anti-slavery newspaper, The Liberator in 1831.

They tell me, Liberty! that in thy name  
I may not plead for all the human race;  
That some are born to bondage and disgrace,  
Some to a heritage of woe and shame,  
And some to power supreme, and glorious fame:  
With my whole soul I spurn the doctrine base,  
And, as an equal brotherhood, embrace

All people, and for all fair freedom claim!  
Know this, O man! whate'er thy earthly fate—  
God never made a tyrant nor a slave:  
Woe, then, to those who dare to desecrate  
His glorious image!—for to all He gave  
Eternal rights, which none may violate;  
And, by a mighty hand, the oppressed He yet shall  
save!





# U.S. HISTORY LEVELED READERS

## AMERICAN HISTORY BOOK LIST

Visit [Half-a-Hundred Acre Wood](#) for Amazon links.

### Columbus

Christopher Columbus (Step into Reading, Step 3)  
Story of Columbus (DK Reader Level 2)

### Colonial America

The True Story of Pocahontas (Step-Into-Reading, Step 3)  
Pocahontas: An American Princess (Penguin Young Readers, Level 4)  
Sam Collier and the Founding of Jamestown (On My Own History)  
The First Thanksgiving (Step-Into-Reading, Step 3)  
Finding Providence: The Story of Roger Williams (I Can Read Chapter Books)

### American Revolution & Founding Fathers

Thomas Jefferson's Feast (Step into Reading) (Step 4)  
Alexander Hamilton: The Pharaoh of Finance (Step into Reading, Step 3)  
Benjamin Franklin and the Magic Square (Step-Into-Reading, Step 4)  
Sam the Minuteman (On My Own History, Level 3)  
Saving the Liberty Bell (On My Own History)  
Abigail Adams: First Lady of the American Revolution (Ready-to-Read Level 2)  
John Adams Speaks for Freedom (Ready-to-Read Level 3)  
George the Drummer Boy (I Can Read Level 3)  
Prisoner for Liberty (On My Own History)  
Sybil Ludington's Midnight Ride (On My Own History)  
Buttons for General Washington (On My Own History)  
George Washington's First Victory (Ready to Read Level 2)  
George Washington and the General's Dog (Step-Into-Reading, Step 3)  
George Washington – Soldier, Hero, President (DK Reader, Level 3)  
National Geographic Readers: George Washington (Level 2)  
Thomas Jefferson and the Ghostriders (Ready-to-read Level 2)  
Childhood of Famous Americans Ready-to-Read Value Pack: Abe Lincoln and the Muddy Pig; Albert Einstein; John Adams Speaks for Freedom; George ... and the Ghostriders (Ready-to-read Level 2)

### Lewis & Clark & Frontiersman

Lewis and Clark: A Prairie Dog for the President (Step into Reading, Step 3)  
National Geographic Readers: Sacagawea (Level 3)  
Sacajawea: Her True Story (Penguin Young Readers, Level 4)  
Johnny Appleseed: My Story (Step-Into-Reading, Step 3)  
Davy Crockett: Life on the Frontier (Ready to Read, Level 3)

# MISSION: LASTING LIBERTY

*United States of America Maps*



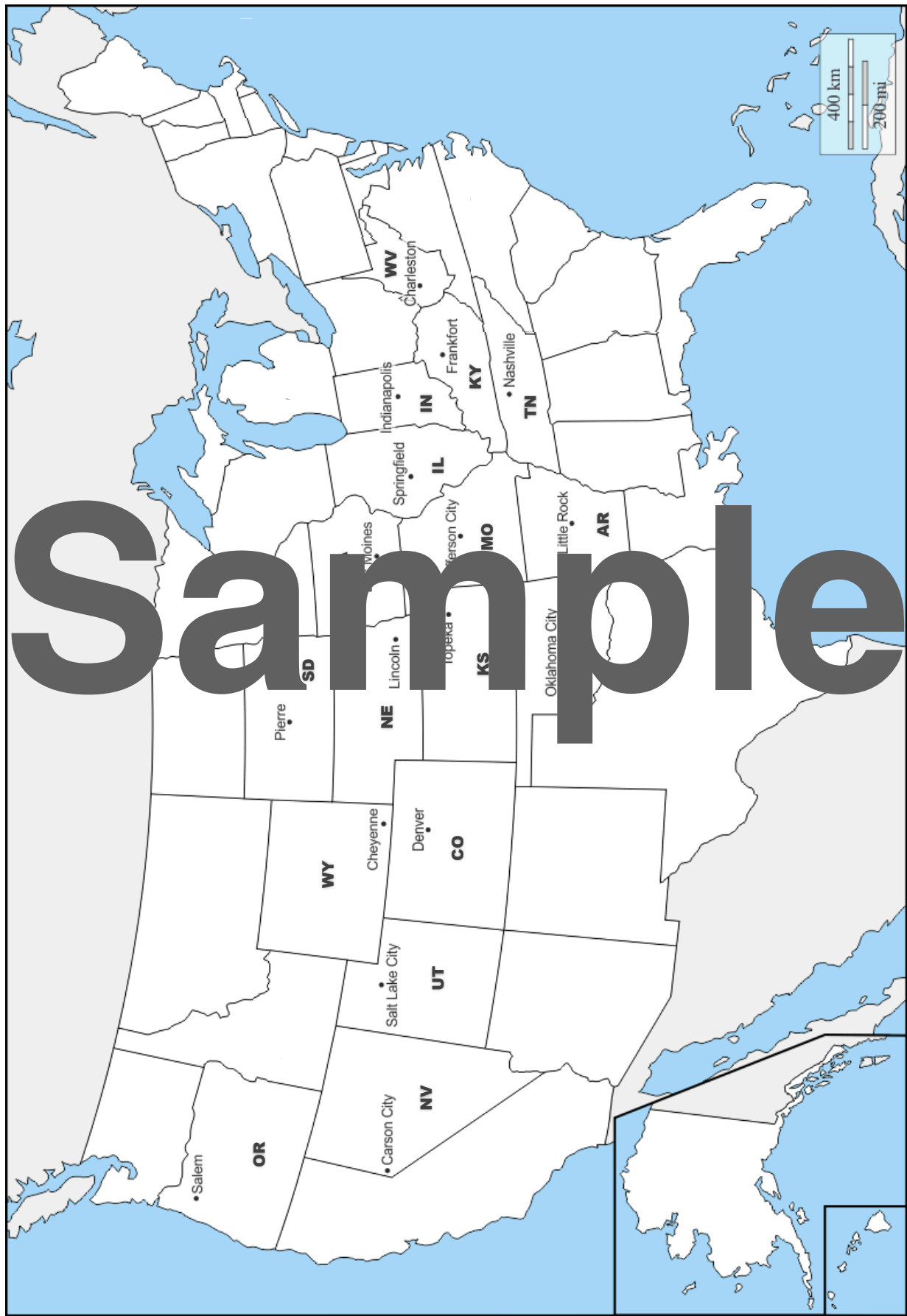
*By Brandy Ferrell | Half-a-Hundred Acre Wood*

# Northern States (Region #2)



Region #2. Unit 1 - Weeks 4-6. Northern States & Capitals [Track #3]: Olympia, Washington; Boise, Idaho; Helena, Montana; Bismarck, North Dakota; St. Paul, Minnesota; Madison, Wisconsin; Lansing, Michigan; Columbus, Ohio; Harrisburg, Pennsylvania; Albany, NY; Montpelier, Vermont; Concord, New Hampshire; Augusta, Maine. Add Juneau, Alaska.

# Middle States (Region #3)



Region #3: Unit 2 - Weeks 1-3. Middle States & Capitals (Track #7): Salem, Oregon; Carson City, Nevada; Salt Lake City, Utah; Denver, Colorado; Topeka, Kansas; Lincoln, Nebraska; Cheyenne, Wyoming; Pierre, South Dakota; Des Moines, Iowa; Jefferson City, Missouri; Oklahoma City, Oklahoma; Little Rock, Arkansas; Nashville, Tennessee; Frankfort, Kentucky; Charleston, West Virginia; Indianapolis, Indiana; Springfield, Illinois.

